



GUJARAT ALKALIES AND CHEMICALS LIMITED

Regd. Office : P.O. RANOLI : 391350
DIST. VADODARA, GUJARAT.
www.gacl.com

Board of Directors

Shri Pankaj Kumar, IAS, Chairman

Shri M K Das, IAS, Director

Shri Tapan Ray, IAS (Retd.), Independent Director

Shri Rajiv Lochan Jain, Independent Director

Smt. Vasuben Narendrabhai Trivedi, Independent Director

Shri S B Dangayach, Independent Director

Shri Milind Torawane, IAS, Managing Director

Shareholding Pattern as on 30th September 2021

Sr. No.	Name	No. of Shares	% of Total Share Capital
1.	Promoters (7 Promoters)	3,39,86,310	46.28
2.	Domestic Institutional Investors (DIIs)	12,18,299	1.66
3.	Foreign Institutional Investors (FIIs)	10,88,385	1.48
4.	Bodies Corporate	2,07,56,335	28.26
5.	Others	1,63,87,599	22.32
Total....		7,34,36,928	100.00

GACL- Basic details

- **Two complexes**
 - **Vadodara, started in 1976**
 - **Dahej, started in 1995**
- **Major products in Vadodara**
 - **Caustic Soda group, Caustic Potash group, Hydrogen Peroxide, Chloromethanes, Poly Aluminium Chloride**
- **Major products in Dahej**
 - **Caustic Soda group, Hydrogen Peroxide, Phosphoric Acid, Anhydrous Aluminium Chloride, Poly Aluminium Chloride, Sodium Chlorate, Stable Bleaching Powder**
- **Other investments**
 - **GIPCL, GCPL (Formerly known as GCPTCL), Gujarat Guardian Ltd and GACL-NALCO Alkalies & Chemicals Pvt. Ltd. (JV Company incorporated by GACL 60% & NALCO 40% share).**

GACL- Basic details

TOLL MANUFACTURING

- ❑ **Chlorinated Paraffin (CPW)**
- ❑ **Anhydrous Aluminium Chloride (ALC)**
- ❑ **Chlorotoluene Products**
 - ❑ **Benzyl Chloride**
 - ❑ **Benzyl Alcohol**
 - ❑ **Benzyldehyde**
- ❑ **171.45 MW Wind Farms at various locations of Kutchh & Saurashtra and 35 MW Solar Power Plant at Charanka Solar Park – Patan & 640 kW (AC) Floating Solar Power Plant on the reservoir of captive power plant @ Dahej Complex.**
- ❑ **Started transporting Caustic Soda Lye under multimodal logistics - through Railway Racks as well as through Sea to Eastern & Central India, since Dec.'2014.**

Glimpse of Growth Journey

Projects Commissioned	Present Capacity (MTPA)	Commissioned / Expanded in
Caustic Chlorine Plant (Baroda) Initial Capacity 37,425 MTPA	153,450	1976, 1981, 1984, 1989, 1994
Caustic Chlorine Plant (Dahej) Initial Capacity 143,550 MTPA	259,050	1998, 2007, 2010
Caustic Potash Plant Initial Capacity 16,500 MTPA	39,600	1994, 2016
Chloromethane Plant Initial Capacity 10,560 MTPA	56,100	1986, 1990, 2007, 2010, 2018
Phosphoric Acid Plant	26,730	1995

Glimpse of Growth Journey

Projects Commissioned	Present Capacity (MTPA)	Commissioned in
Hydrogen Peroxide Plant Initial Capacity 10,890 MTPA	53,080	1996, 2002, 2007, 2010, 2011, 2012, 2014, 2018
Poly Aluminium Chloride Plant (P18) Initial capacity 41,250 MTPA	73,250	2006, 2008, 2018
Stable Bleaching Powder Plant	30,000	2011, 2020
Anhydrous Aluminium Chloride Plant Initial Capacity 16,500 MTPA	49,450	2008, 2010, 2016, 2020
Sodium Chlorate Plant	19,000	2014
Wind Mill Projects (Various locations)	171.45 MW	2008, 2017
Solar Power Plant	35 MW	2018, 2019
Floating Solar Power Plant @ Dahej Complex	640 kW	2021

FINANCIAL DETAILS



Figures in Rs. Crores

Sr. No.	Particulars	2016-17	2017-18	2018-19	2019-20	2020-21	2021-22 (H1)
1	Net External Sales Value	2,020.25	2,417.70	3,102.32	2,654.20	2,344.49	1,506.91
2	Gross Profit (EBITDA)	505.54	892.44	1,175.93	667.49	425.62	306.23
3	Profit Before Tax (PBT)	381.78	750.22	1,015.02	491.62	235.80	207.06
4	Profit After Tax (PAT)	308.10	535.02	689.65	332.84	166.85	138.54
5	Equity Share Capital	73.44	73.44	73.44	73.44	73.44	73.44*
6	General Reserve	2,500.41	2,996.87	3,637.04	3,901.76	4,013.59	4,093.09*
7	Net Worth	2,573.85	3,070.31	3,710.48	3,975.20	4,087.03	4,166.53*
8	Other Comprehensive Income (OCI)	737.01	723.32	566.11	609.51	1,283.13	1,509.48*
9	Total Reserve	3,283.34	3,749.19	4,223.22	4,524.07	5,304.15	5,608.68*
10	Loans Outstanding	353.38	290.63	247.45	204.81	496.92	612.61*

* As at 30th Sept, 2021

FINANCIAL RATIOS



Sr. No.	Particulars	2016-17	2017-18	2018-19	2019-20	2020-21	2021-22 (H1) (Annualized)
1	Earning per Share	41.95	72.85	93.91	45.32	22.72	37.74
2	Dividend per Share	5.00	6.50	8.00	8.00	8.00	N.A.
3	Book Value per Share	350.48	418.09	505.26	541.31	556.54	567.36

HIGHLIGHTS OF Q2 - F.Y. 2021-22



(Figures in Rs. Lakhs)

Sr. No.	Particulars	Standalone					Consolidated				
		Quarter Ended		Six Months Ended		Year Ended	Quarter Ended		Six Months Ended		Year Ended
		30/09/2021	30/09/2020	30/09/2021	30/09/2020	31/03/2021	30/09/2021	30/09/2020	30/09/2021	30/09/2020	31/03/2021
		(Unaudited)		(Unaudited)		(Audited)	(Unaudited)		(Unaudited)		(Audited)
[1]	[2]	[3]	[4]	[5]	[6]	[7]	[8]	[9]	[10]	[11]	[12]
1	Total Income from Operations	82,576	63,825	1,54,220	1,10,786	2,42,948	82,576	63,825	1,54,220	1,10,786	2,42,948
2	Net Profit for the period before Tax	11,394	8,780	20,706	13,381	23,580	11,347	8,749	20,621	13,331	23,469
3	Net Profit for the period after Tax	7,504	6,636	13,854	9,836	16,685	7,457	6,605	13,769	9,786	16,574
4	Equity Share Capital (Face Value of Rs.10/- Each)	7,344	7,344	7,344	7,344	7,344	7,344	7,344	7,344	7,344	7,344
5	Reserves (excluding Revaluation Reserve) as shown in the Audited Balance Sheet of previous year	-	-	-	-	5,30,415	-	-	-	-	5,30,121
6	Earning Per Equity Share (of Rs. 10/- each) : (Before Other Comprehensive Income) (Not Annualised)										
a)	Basic (in Rs.)	10.22	9.03	18.87	13.39	22.72	10.15	8.99	18.75	13.32	22.57
b)	Diluted (in Rs.)	10.22	9.03	18.87	13.39	22.72	10.15	8.99	18.75	13.32	22.57

As On 30.09.2021

Installed Capacity at GACL

PRODUCTS	VADODARA	DAHEJ	TOTAL CAPACITY
Caustic Soda Lye (On 100% Basis)	1,53,450	2,59,050	4,12,500
Caustic Soda Flakes/Prills	53,000	1,65,000	2,18,000
Chloromethane	56,100	-	56,100
Caustic Potash Lye (On 100% Basis)	39,600	-	39,600
Potassium Carbonate	13,200	-	13,200
Hydrogen Peroxide (On 100% Basis)	12,540	40,540	53,080
Phosphoric Acid	-	26,730	26,730
A. Aluminium Chloride (Job work/O&M)	9,900	39,550	49,450
Poly Aluminium Chloride	32,000	41,250	73,250
Chlorinated Paraffin (CPW) - (Jobwork)	12,000	-	12,000
Stable Bleaching Powder	-	30,000	30,000
Sodium Chlorate	-	19,000	19,000

* Membrane Cell of CSL & CPL are interchangeable & production is optimized as per market requirement

Alkali Industry V/s. GACL Capacity Utilization

Financial Year	Installed Capacity Of Industries (Qty. in Lakhs MT)	Capacity Utilization Of Industries (Qty. in Lakhs MT)	Capacity Utilization Of Industries (%)	Capacity Utilization of GACL (%)
2016-17	36.62	30.22	83%	94%
2017-18	38.80	32.42	84%	94%
2018-19	42.78	35.39	83%	105%
2019-20	45.44	36.05	79%	106%
2020-21	47.63	35.60	75%	101%

Source: AMAI (Alkali Manufacturers Association of India)

Export Earnings from major Products

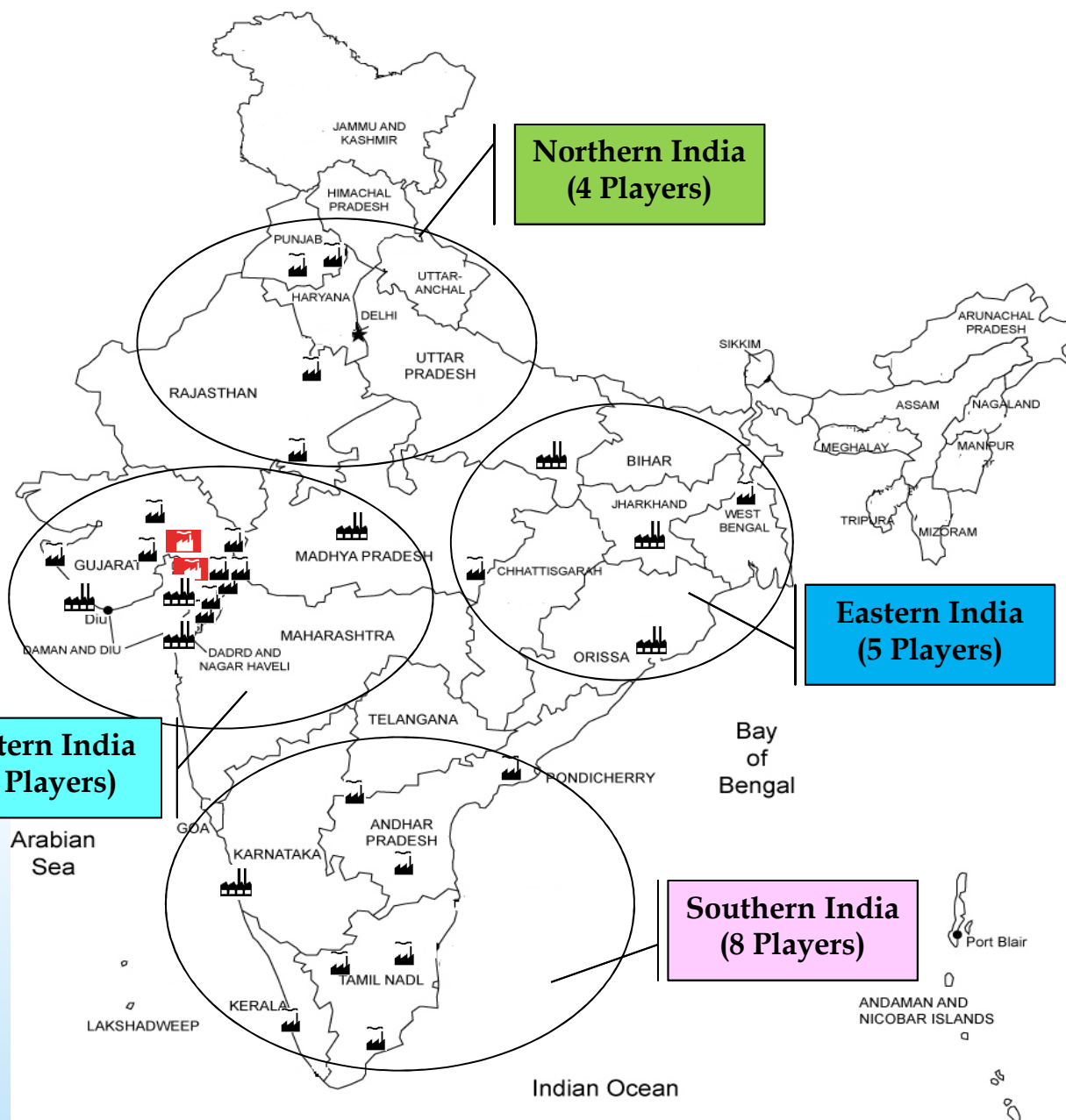





(Rs. In Crores)

FINANCIAL YEAR	FY 2016-17	FY 2017-18	FY 2018-19	FY 2019-20	FY 2020-21	H1 FY 2021-22
Export of various products by GACL	243	316	341	335	339	218



**Presence - India base
Chemicals - Caustic Soda
/Chlorine**



	GACL
	Grasim
	Others

GACL- Strategic advantages

Land	Expansion at Dahej in 600 acres of land
Rail connectivity	Across boundary limits at Dahej Complex
Port connectivity	GCPL (Formerly known as GCPTCL) 4 km from Dahej Complex
Dealer network	Strong, with best companies
Clean power	171.45 MW Wind Power (Installed) 35 MW (AC) Solar park (Installed) 640 kW (AC) Floating Solar Power Plant at Dahej
Co-promoted companies	GCPL (Formerly known as GCPTCL) – Chemical Port at Dahej GIPCL – Power Company at Vadodara GNAL – A Joint Venture with NALCO for Caustic Soda Production
Product basket	Multiple products from basic Chemicals to value added chemicals
Customer proximity	Bulk Consumers situated in nearby area

Ongoing Projects

Projects	Capacity	Cost (Rs. Crs.)	Progress Status as of 25.10.2021
CS New plant with Coal based Power plant (A JV with NALCO)	800 TPD + 130 MW	2300	CS Plant 98% Power Plant 86% (Including Common Infrastructure)
Chloromethanes Plant at Dahej	300 TPD	850	95%
CH-17 Tank Farm		80	94%
Hydrazine Hydrate	30 TPD	405.50	88%
Caustic Soda expansion at Dahej	525 TPD	550	74%
Phosphoric acid (New)	100 TPD	520	61%
Coal based power plant at Dahej	65 MW	325	EPC contract yet to be awarded.
	Total...	5030.50	

Thank You

Disclaimer:

- The information herein is solely for informational purpose and may not be used or considered as an offer document or solicitation of offer to buy or sell or subscribe for securities or other financial instruments of the Company. The information contained herein is strictly confidential and meant solely for the selected recipient and may not be altered in any way, transmitted to, copied or distributed, in part or in whole, to any other person or to the media or reproduced in any form, without prior written consent of the Company.
- This presentation contains forward-looking statements which may be identified by their use of words contains “plans,” “expects,” “will,” “anticipates,” “believes,” “intends,” “projects,” “estimates” or other words of similar meaning. All statements that address expectations or projections about the future, including, but not limited to, statements about the strategy for growth, product development, market position, expenditures and financial results, are forward-looking statements.
- Forward-looking statements are based on certain assumptions and expectations of future events. The Company cannot guarantee that these assumptions and expectations are accurate or will be realized. The actual results, performance or achievements, could thus differ materially from those projected in any such forward-looking statements. The Company assume no responsibility to publicly amend, modify or revise any forward looking statements, on the basis of any subsequent developments, information or events, or otherwise.